

The role of community-based initiatives in managing fragile areas of the coast:

The Pegasus Bay Coast Care Network

Greg Bennett

Chair PBCCN



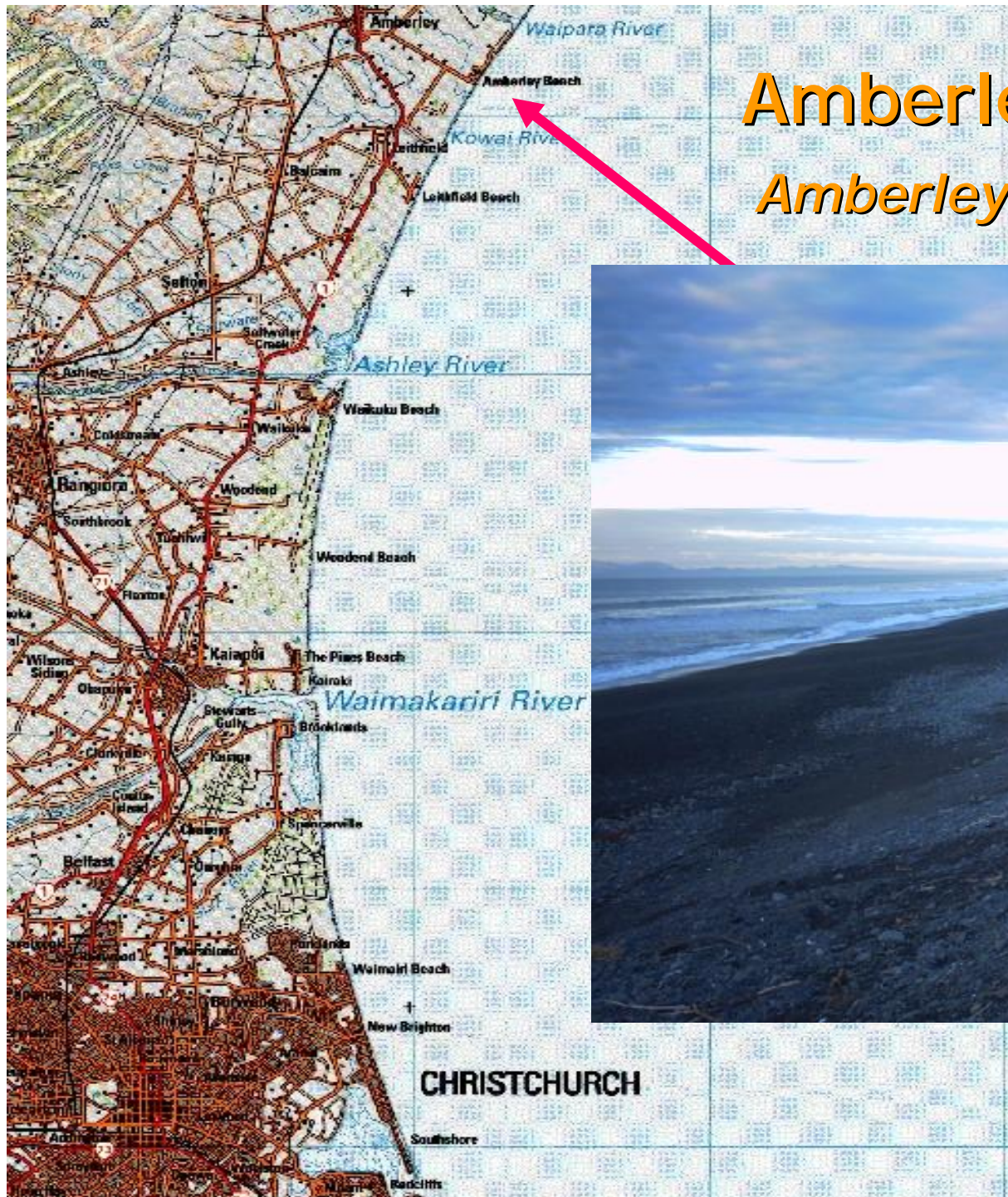
**Environment
Canterbury**
Your regional council



CHRISTCHURCH

Amberley Beach

Amberley Beach Coast Care

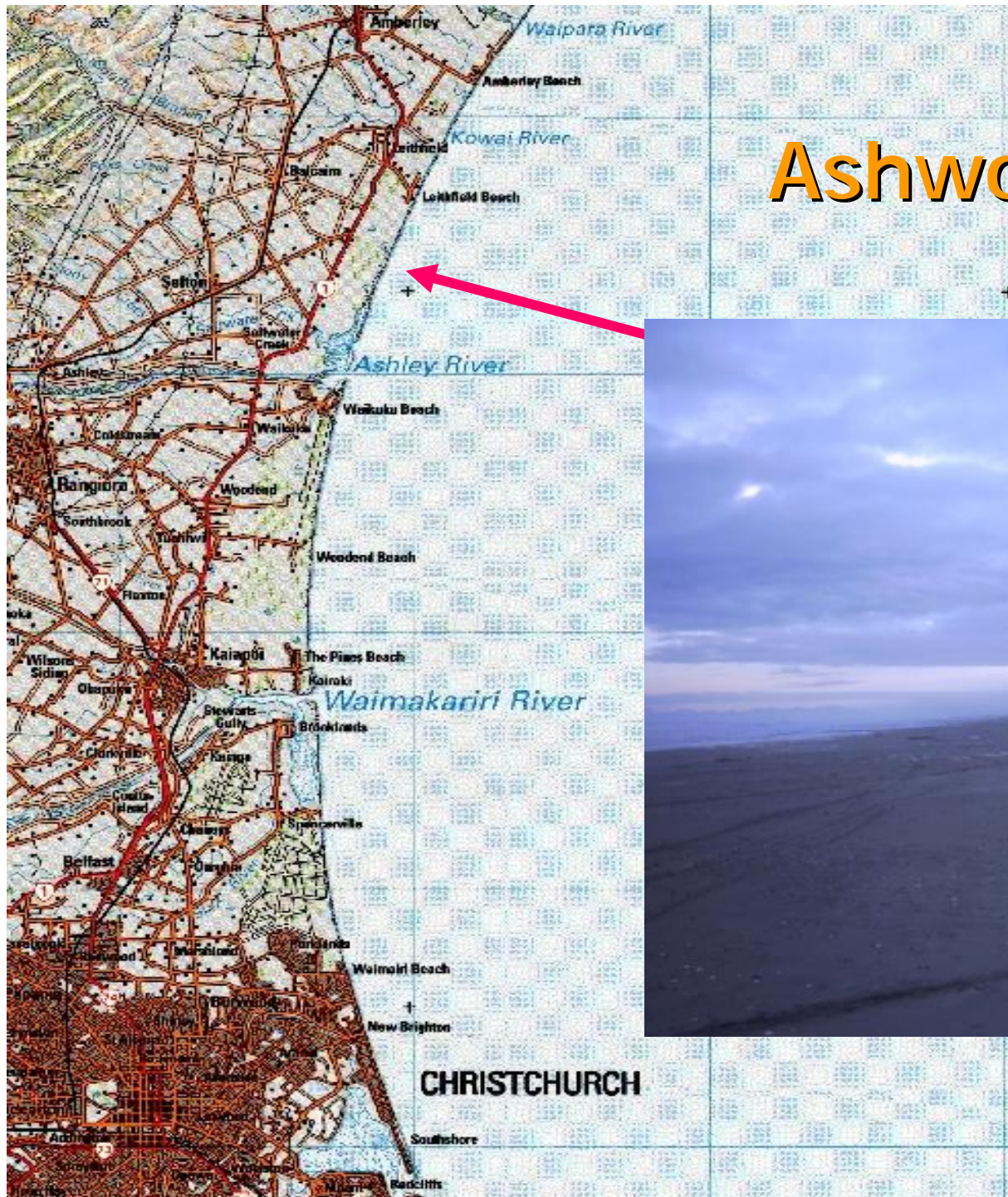


Leithfield Beach

Leithfield Beach Residents Association



Ashworths Beach



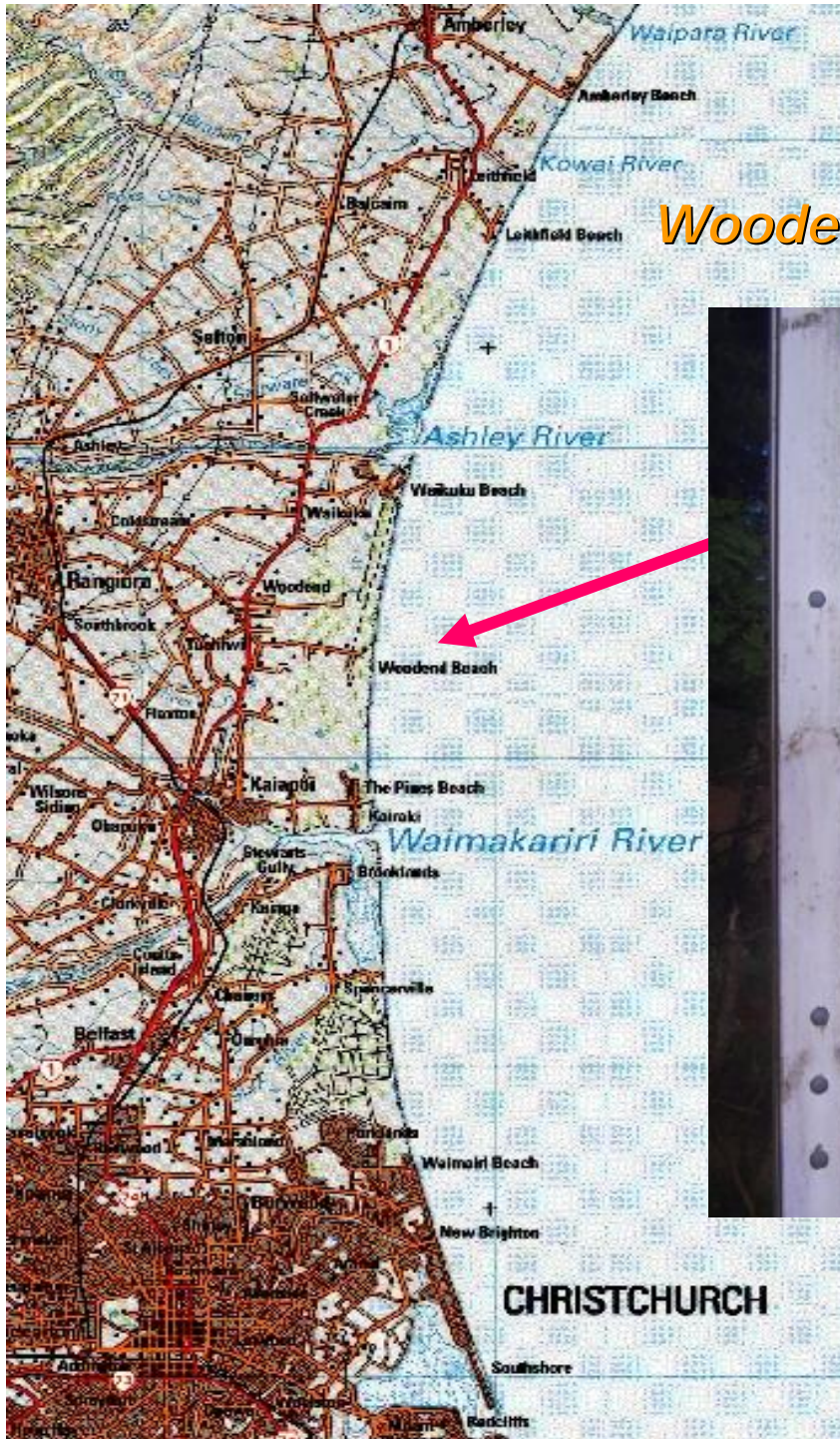
Waikuku Beach

Waikuku & Rakahuri River & Coast Care




Woodend Beach

Woodend Beach Environmental Care Society



Pines – Kairaki Beach

Pines - Kairaki Beaches Association



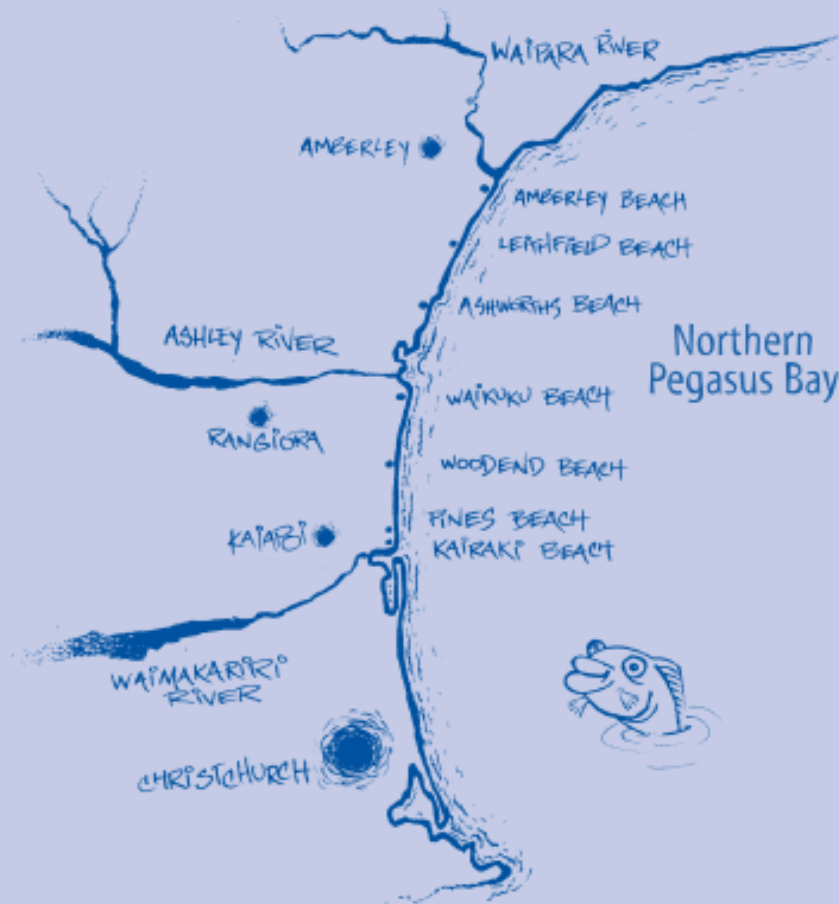
Christchurch Beaches

Christchurch City Coast Care



Northern Pegasus Bay Motor Vehicle Access Strategy

April 2003



Don't DRIVE
on the dunes



DON'T DRIVE
on the dunes or
wetland areas

DRIVE SLOWLY
below high tide line



Protect Pegasus Bay



Mission Statement:

- n To unite Pegasus Bay Communities to protect and enhance the natural coastal environment for all to enjoy now and in the future***

Key Elements:

- n Protection of native wildlife, flora and habitats*
- n Involve and inform our communities*
- n Promote safe sympathetic recreation use*
- n Restore the natural form & function of sand dune systems*
- n Provide a common voice for Pegasus Bay Issues*

Objective One:

- n To Support and encourage Coastcare in each of the coastal communities in Pegasus Bay*

How?

- n Collective representation*
- n Feeding information back to communities*
- n Building partnerships and relationships and widen our sphere of influence*
- n Help with on-ground projects that benefit all groups, e.g. pingao nursery*
- n Support Coastcare Groups as appropriate*

Objective Two:

- n To drive the preparation of a non-statutory Management Strategy for the coastal zone of Pegasus Bay.***

“A Tsunami in Pegasus Bay?”

"From Indonesia to Pegasus Bay
- the long reach of the tsunami"

Presented by Dr James Goff



- Should we be concerned?
- What is a tsunami really like?
- What this means for Pegasus Bay?
- What we might expect here?
- When will it happen?


Everyone Welcome

Waikuku Beach Hall - Tuesday July 5th 2005 7.30pm

PEGASUS BAY COASTCARE NETWORK

ENQUIRIES TO: Greg Bennett, Convenor, Pegasus Bay Coastcare Network PH: 03 314 0036 (Wk) 03 314 7402 (HM)

Waimakariri Sewer Outfall





**Please KEEP OUT
of this area**

**You Abuse it
We all Lose it**

Combined 4WD Clubs Inc supports responsible driving and vehicle control.

New Zealand has the best scenery in the world, and we all want to keep it that way, and using this area is wrecking the environment and destroying it, enough is enough we must stop wrecking the place with our vehicles, or we will all get kicked out forever!

4WD vehicles can damage the environment if used and driven incorrectly and irresponsibly.

Keep to the track!

Thank you

Combined 4WD Clubs Inc
PO Box 5457, Christchurch
www.4wd.org.nz




You Abuse it We all Lose it

Combined 4WD Clubs Inc supports responsible driving and vehicle control.

New Zealand has the best scenery in the world, and we all want to keep it that way. New Zealanders have freedom to explore this great place, and this great 4WD track, we want to keep it that way for us and all generations.


4WD vehicles can damage the environment if used and driven incorrectly and irresponsibly.

Combined 4WD Clubs Inc
PO Box 5457, Christchurch
www.4wd.org.nz



Therefore please:

- **Keep to the track**
 - **Drive safely & with care**
 - **Look after the environment**
 - **Avoid aggressive wheel spin**
 - **Repair any track damage**
 - **Take out all rubbish with you**
- Thank you**



Not just sand dunes.....

Amberley Beach Lagoon



Mimi Moto Lagoon




Leithfield Beach lagoon




Ashworths Ponds



Te Kohaka o Tuhaitara



To uphold the mana of Ngai Tahu Whanui by protecting and enhancing the mahinga kai values of Tutaepatu Lagoon and to create a coastal park surrounding Tutaepatu Lagoon which is founded on and expresses strong ecological, conservation and cultural values and provides opportunity for compatible recreation and education activities for the people of New Zealand.




A new town in Pegasus Bay

A Yearbook of Pegasus Bay shows the new town will be built.

A brand new township is to be built in Pegasus Bay, north of Christchurch, following a landmark Environment Court decision.

Factors of once-estuarine wetlands will be an important part of the new town's open space framework.



Boffa Mistell has been part of large teams of consultants which has worked on the project for five years. The team included architects, urban designers, engineers, archaeologists, lawyers, surveyors, energy experts, historic experts and Boffa Mistell's ecologists, planners and landscape architects.

District Plan provisions for the town were initially approved by the Waimakariri District Council in 1998 and 1999, but the project was temporarily put on hold when the Canterbury Regional Council appealed the decision, citing concerns the town would generate extra energy use and car emissions.

However, in January 2002, the Environment Court overruled the appeal, saying it wasn't adequately backed up by the Regional Policy Statement, and that effects on the environment would be negligible.

In fact, Boffa Mistell landscape architect, Don Mistell,

says the town was designed to minimise energy use, and also recognise ecological and cultural values.

"The landowner, Southern Capital Ltd, wanted the development to differ from conventional residential subdivisions, and to exemplify principles of 'new urbanism'," says Don.

"New urbanism recognises the economic, social and environmental benefits of traditional, pre-World War II towns.

"It promotes a sense of community through features like interconnected, walkable street layouts, mixed housing types, and a definite community centre. It's about building a sense of place through the celebration of natural and cultural features."

Site values

The 342-hectare site of marginal farmland comprises mainly old mudflats and former wetlands. Wetlands

of the once-estuarine wetlands still remain, including habitat for rare Canterbury mudflats and plant species.

The area also has special significance to tangata whenua, Ngai Tahu, and includes a 500-year-old former generations working factory and wetland areas previously of importance for mahinga kai.

Recognising these ecological and cultural values, Boffa Mistell mapped out a framework for the township open space, which comprises 50 per cent of the site. The plan sets aside large areas for wetland restoration, including a lake and three conservation areas, and allows for the protection of cultural sites.

Securing the concept

Once the concept was decided, Boffa Mistell was asked to ensure the development would happen as designed. Boffa Mistell planner, Sarah Dawson, says it was necessary to devise a comprehensive set of policies and rules tied to the staged development.


"A specified amount of wetland, for instance, must be rehabilitated before the next stage of development can proceed," she explains.

Rules were also worked out with Ngai Tahu, including protocols for wahi tapu sites and archaeological discovery, while new urban street layouts, streetcapex, building scale and layout were secured by rules tied to the development plan.

After five years of planning and hearing, consent to the new town has finally been achieved and development is about to get underway.

CONTACT: SARAH DAWSON sarah.dawson@boffa.com

The Pegasus Bay town has linked street layouts and a defined community centre.





Where to from here?

- n Management plan
- n Develop relationships
- n Education
- n Newsletter
- n Web
- n Sponsorship?

